



# PEFY-P20VML-E


Indoor Unit

Low Height Ceiling Concealed Ducted



The low height ceiling concealed ducted indoor unit is particularly suitable for buildings where space in the ceiling void would not be sufficient for a standard unit, such as refurbishments to 1960's buildings.

- **Extremely quiet operation due to new centrifugal fan**
- **Low height of only 225mm**
- **Condensate connection from left or right**
- **Ideal for application in hotels and apartments with simplified hotel controller, PAC-SE51CRA**
- **Cooling operation set temperature can be set down to 14°C db when used with R410A**



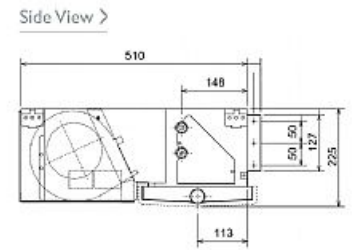
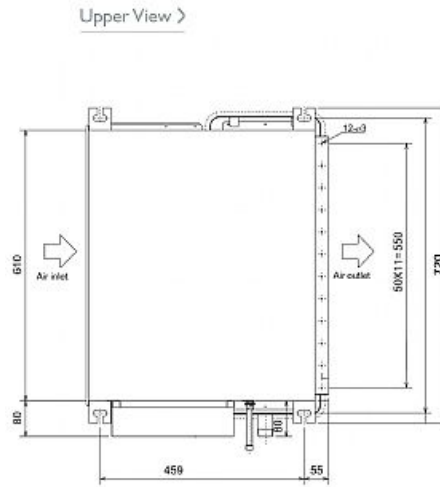
Pictures not to scale

## Product Details

PEFY-P20VML-E	
Capacity (kW):	
Heating (Nominal)	2.5
Cooling (Nominal)	2.2
R410A Heating (UK)	2.3
R407c Heating (UK)	2.3
R410A Cooling (UK)	2.1
R407c Cooling (UK)	2.1
R410A High Sensible Cooling (UK)	1.6
SHF R410A (UK)	0.86
SHF R407c (UK)	0.86
SHF High Sensible R410A (UK)	1.0
Power Input (kW) Heating (Nominal)	0.05
Power Input (kW) Cooling (Nominal)	0.05
Airflow (m3/min) - Lo-Mi-Hi	4.8-5.8-7.9
External Static Pressure Pa	5
Noise (dBA) - Lo-Mi-Hi	25-29-36
Width - mm	720
Depth - mm	550
Height - mm	225
Weight - kg	18
Electrical Supply	220-240v, 50Hz
Phase	Single
Mains Cable No. Cores	3
Running Current (A) - Heating	0.24
Running Current (A) - Cooling	0.24
Fuse Rating (BS88) - HRC (A)	6

## Dimensions

PEFY-P20VML-E



Telephone: 01707 282880

Email: [air.conditioning@meuk.mee.com](mailto:air.conditioning@meuk.mee.com) Website: <http://www.mitsubishielectric.co.uk/aircon>

Mitsubishi Electric reserves the right to make any variation in technical specification to the equipment described, or to withdraw or replace products without prior notification or public announcement.

Tel:  
Fax:

