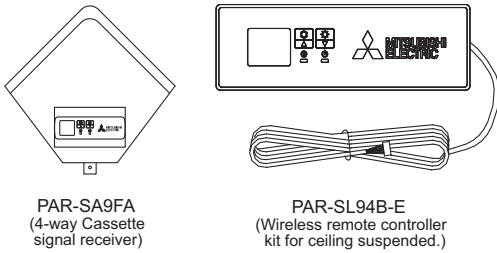
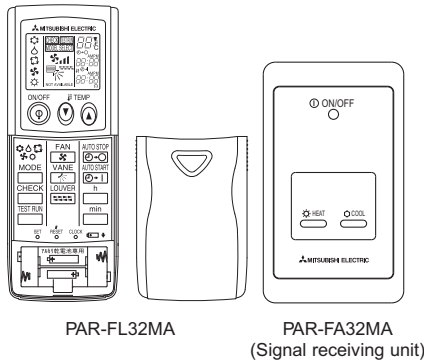


2-4. Wireless remote controller [PAR-FL32MA / PAR-FA32MA / PAR-SA9FA / PAR-SL94B-E]



■ Functions

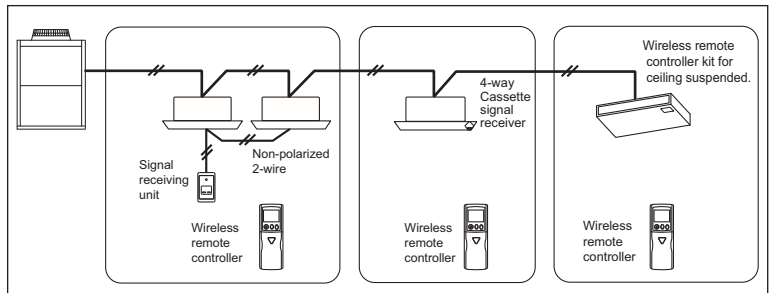
□:Each unit ○:Each group ●:Each block
△:Each floor ⊙:Collective X:Not available

Item	Description	Operations	Display
ON/OFF	ON and OFF operation for a single group	○	○
Operation mode switching	Switches between Cool / Dry / Fan / Heat / Auto.* Operation modes vary depending on the air conditioner unit. *Auto only supported for the City Multi R2 and WR2 series.	○	○
Temperature setting	Sets the temperature for a single group Range of temperature setting Cool/Dry : 19°C - 30°C (14°C - 30°C) / 67°F - 87°F (57°F - 87°F) Heat : 17°C - 28°C (17°C - 28°C) / 63°F - 83°F (63°F - 83°F) Auto : 19°C - 28°C (17°C - 28°C) / 67°F - 83°F (63°F - 83°F) () For PEFY/PFFY by setting DipSW 7-1 to ON and limits to NIGH fan speed only. * Set to PAR-FL32MA according to its Installation Manual 4 "Model setting".	○	○
Fan speed setting	Models with 4 air flow speed settings: Hi/Mid-1/Mid-2/Low Models with 3 air flow speed settings: Hi/Mid/Low Models with 2 air flow speed settings: Hi/Low Auto setting varies depending on the model.	*	*
Air flow direction setting	Air flow direction angles (4-angle, Swing) Auto Louver ON/OFF. Air flow direction settings vary depending on the model.	*	*
Timer operation	One ON/OFF setting can be set for one day.	○	○
Permit / Prohibit local operation	Individually prohibit operation of each local remote control function (ON/OFF, Change operation mode, Set temperature, Reset filter). *1: If operation is performed when the local remote controller inactivation command is received from the main system controller, a buzzer will ring and an LED will flash.	X	*1 ○
Indoor unit intake temperature	Measures the intake temperature of the indoor unit when the indoor unit is operating.	X	X
Error	When an error occurs on the air conditioner unit, the operation lamp on the signal receiving unit will flash.	X	○
Test run	This operates air conditioner units in test run mode.	○	○
Ventilation equipment	Up to 16 indoor units can be connected to an interlocked system that has one LOSSNAY.	X	X

- It can operate in a group system without requiring address settings.
- When operating, it displays LED lamps. When errors occur, the error code can be shown by the LED flash count.
- ※: If an indoor unit with different functionality is operating inside the same group, please note there may be cases when functionality is partially disabled for batch control.
- ※: Wireless remote controllers can only be used for a single refrigerant system.
- ※: If you use a system controller to centrally control a group, you will need cross-wiring between indoor units when using a wireless remote controller.
Also ensure there is no difference between the group setting of the main system controller and the cross wiring across indoor units when wiring and setting cross wires.

* Some models will have different display for the air flow direction and fan speed. Set the air flow direction and fan speed when performing initial setting.

■ System example



■ External dimension

