

PARTS CATALOG

Series PCA Ceiling Suspended R407C/R410A

Indoor unit

[Model names]

PCA-RP71HAQ

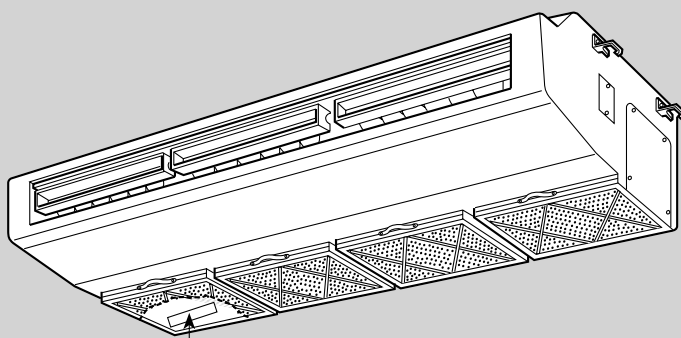
PCA-RP125HAQ

[Service Ref.]

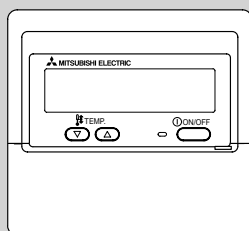
PCA-RP71HAQ
PCA-RP125HAQ

Note:

- RoHS compliant products have <G> mark on the spec name plate.
- For servicing of RoHS compliant products, refer to the RoHS Parts List.



INDOOR UNIT

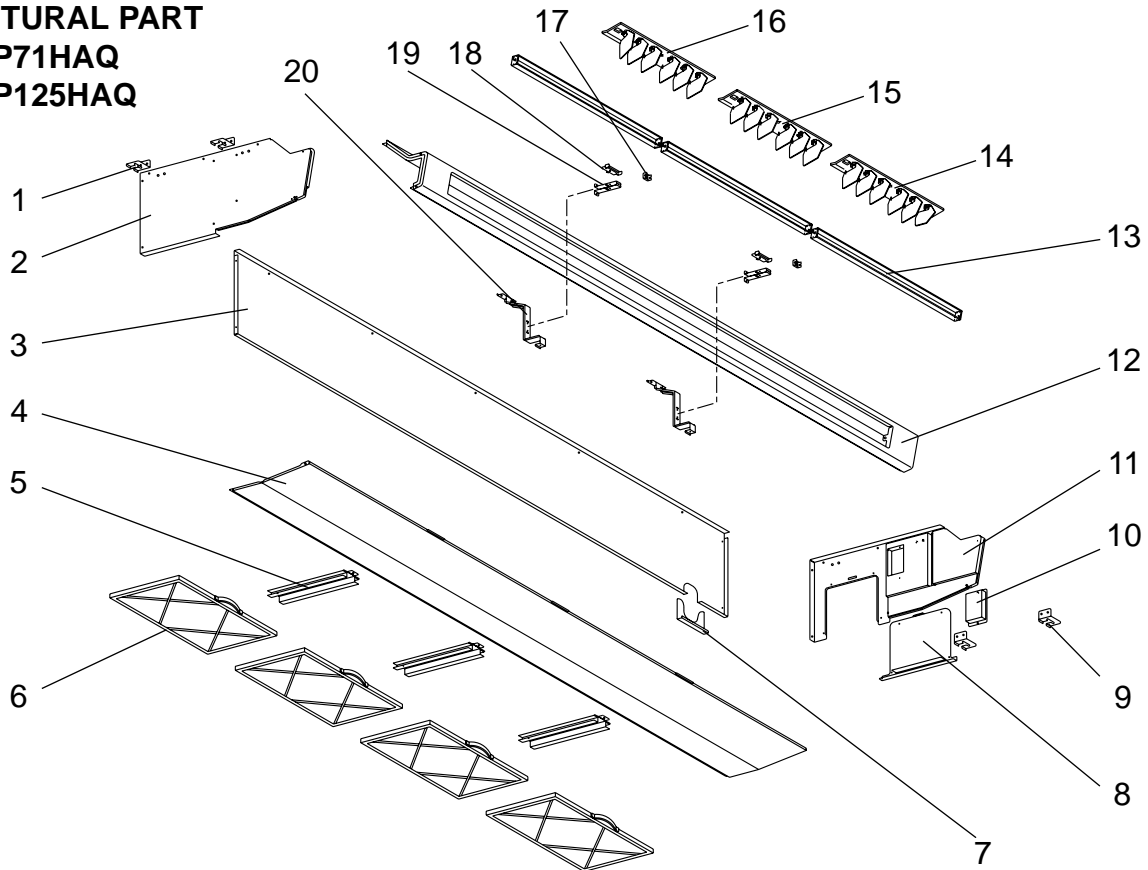
 Model name
indication

 REMOTE CONTROLLER
(Option)

CONTENTS

1. RoHS PARTS LIST..... 2

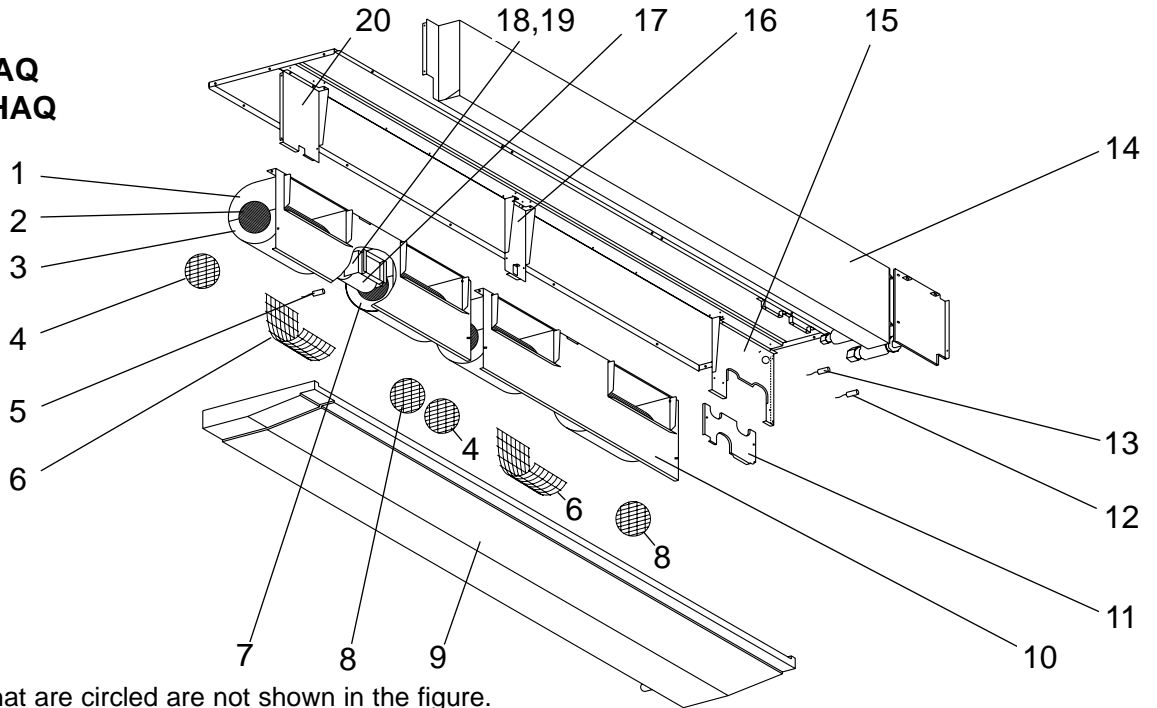
SERVICE MANUAL (OCH492)

STRUCTURAL PART
PCA-RP71HAQ
PCA-RP125HAQ



No.	RoHS	Part No.	Part Name	Specification	Q'ty/set		Remarks (Drawing No.)	Wiring Diagram Symbol	Recom- mended Q'ty
					PCA-RP-HAQ				
					71	125			
1	G	R01 14N 809	LEG-L		2	2			
2	G	R01 14N 662	SIDE PLATE-L		1	1			
3	G	T7W 14N 676	REAR PANEL		1				
	G	T7W 15N 676	REAR PANEL			1			
4	G	R01 14N 669	UNDER PANEL		1				
	G	R01 15N 669	UNDER PANEL			1			
5	G	R01 14N 503	FILTER RAIL		2	3			
6	G	R01 15N 500	OIL FILTER		3	4			
7	G	—	DRAIN HOSE SUPPORT		1	1	(BG00K145G02)		
8	G	R01 14N 667	SIDE COVER		1	1			
9	G	R01 14N 808	LEG-R		2	2			
10	G	R01 14N 668	SERVICE PANEL		1	1			
11	G	R01 14N 661	SIDE PLATE-R		1	1			
	G	T7W 14N 651	FRONT PANEL		1			H2	
12	G	T7W 15N 651	FRONT PANEL			1		H2	
	G	R01 15N 002	VANE ASSY		2				
13	G	R01 16N 002	VANE ASSY			3			
	G	R01 14N 085	GUIDE VANE ASSY-6R		1	1			
14	G	R01 14N 087	GUIDE VANE ASSY-6C			1			
15	G	R01 14N 086	GUIDE VANE ASSY-6L		1	1			
16	G	R01 14N 533	VANE HOLDER		1	2			
17	G	—	VANE STOPPER		1	2	(BG25K262H04)		
18	G	—	VANE SUPPORT		1	2	(BG00K146G02)		
19	G	—	FRONT SUPPORT		1	2	(BG00T773G02)		

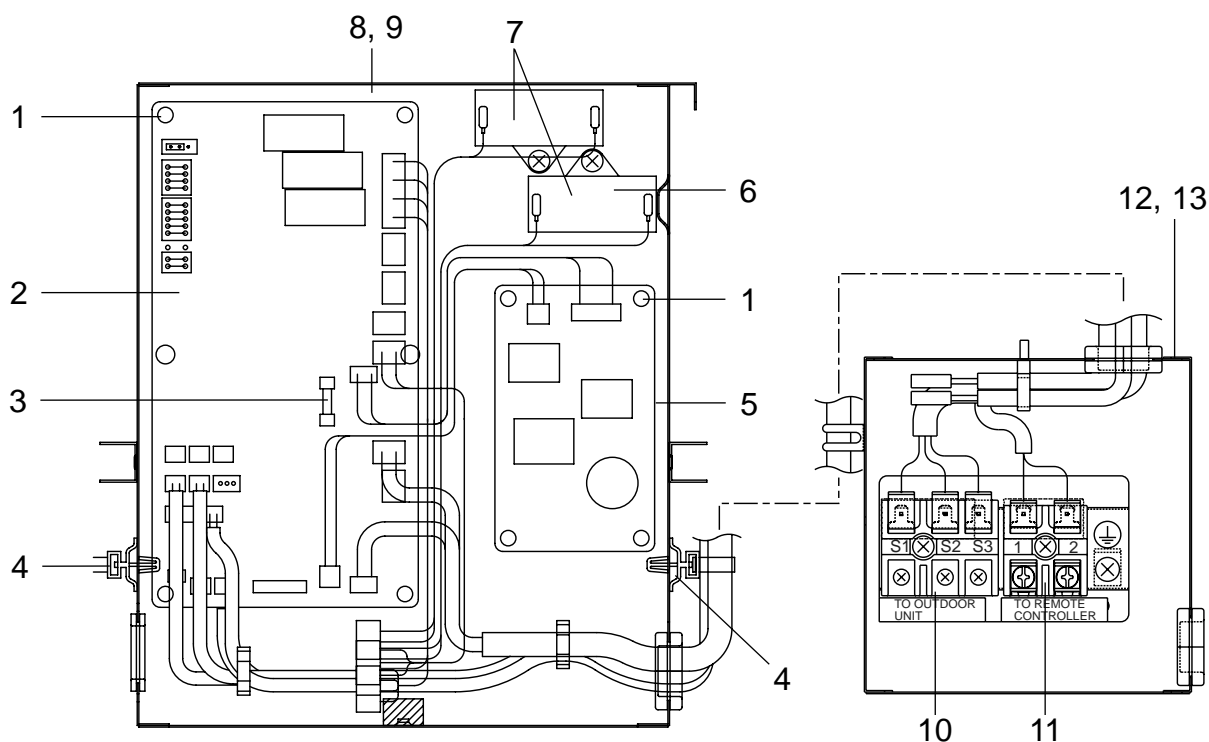
FAN PARTS
PCA-RP71HAQ
PCA-RP125HAQ



Part numbers that are circled are not shown in the figure.

No.	RoHS	Part No.	Part Name	Specification	Q'ty/set		Remarks (Drawing No.)	Wiring Diagram Symbol	Recom- mended Q'ty
					71	125			
1	G	R01 14N 110	T. CASING ASSY		2				
	G	R01 15N 110	T. CASING ASSY			4			
2	G	R01 14N 114	SIROCCO FAN		2				
	G	R01 15N 114	SIROCCO FAN			4			
3	G	T7W 16N 111	UNDER CASING-L		1				
	G	T7W 17N 111	UNDER CASING-L			2			
4	G	T7W 18N 675	FAN GUARD-S(L)		1	2			
5	G	R01 15N 202	ROOM TEMPERATURE THERMISTOR		1	1		TH1	
6	G	T7W 15N 675	FAN GUARD-L		1				
	G	T7W 16N 675	FAN GUARD-L			2			
7	G	T7W 14N 111	UNDER CASING-R		1				
	G	T7W 15N 111	UNDER CASING-R			2			
8	G	T7W 17N 675	FAN GUARD-S(R)		1	2			
9	G	R01 15N 529	DRAINPAN ASSY		1				
	G	R01 16N 529	DRAINPAN ASSY			1			
10	G	—	FAN PLATE		1		(BG00N756G17)		
	G	—	FAN PLATE			2	(BG00N756G16)		
11	G	—	PIPE SUPPORT		1	1	(BG02T500H04)		
12	G	R01 16N 202	PIPE TEMPERATURE THERMISTOR		1	1		TH2	
13	G	R01 17N 202	CONDENSER/EVAPORATOR TEMPERATURE THERMISTOR		1	1		TH5	
14	G	R01 J68 480	HEAT EXCHANGER		1				
	G	T7W H55 480	HEAT EXCHANGER			1			
15	G	—	FAN PLATE SUPPORT-R		1	1	(BG00N893G17)		
16	G	—	FAN PLATE SUPPORT-C		1	1	(BG00N893G14)		
17	G	T7W 14N 762	FAN MOTOR	PA6V40-CC	1			MF1	
	G	T7W 15N 762	FAN MOTOR	PA4V80-CC		2		MF1,2	
18	G	R01 14N 130	MOTOR LEG		1	2			
19	G	R01 14N 126	PIECES FOR MOTOR		1	2			
20	G	—	FAN PLATE SUPPORT-L		1	1	(BG00N893G13)		
21	G	R01 14N 521	PIPE COVER		1	1			
22	G	R01 14N 072	DRAIN HOSE & COVER		1	1			
23	G	R01 14N 105	RUBBER MOUNT		2	4			
24	G	R01 E13 097	WASHER ASSY		1	1			
25	G	—	HOLDER		1	1	(BC25G432H01)		

ELECTRICAL PARTS
PCA-RP71HAQ
PCA-RP125HAQ



No.	RoHS	Part No.	Part Name	Specification	Q'ty/set		Remarks (Drawing No.)	Wiring Diagram Symbol	Recom- mended Q'ty
					PCA-RP-HAQ				
					71	125			
1	G	—	SUPPORT		8	8	(Z411A287H06)		
2	G	T7W E95 310	CONTROLLER BOARD		1	1		I.B	
3	G	R01 E06 239	FUSE	250V 6.3A	1	1		FUSE	
4	G	—	SUPPORT SPACER		2	2	(Z411A288H06)		
5	G	R01 E38 313	POWER BOARD		1	1		P.B	
6	G	R01 14N 255	RUN CAPACITOR	2.5 μ F, 440V	1			C1	
7	G	R01 E12 255	RUN CAPACITOR	3 μ F, 440V		2		C1,C2	
8	G	—	CONTROL BOX COVER		1	1	(BG02N713H07)		
9	G	—	CONTROL BOX DWG		1	1	(BG00N800G20)		
10	G	R01 E20 246	TERMINAL BLOCK	3P(S1, S2, S3)	1	1		TB4	
11	G	R01 E48 246	TERMINAL BLOCK	2P(1, 2)	1	1		TB5	
12	G	—	TERMINAL BOX DWG		1	1	(BG00T759G23)		
13	G	—	TERMINAL BLOCK COVER		1	1	(RG00L681G06)		

MITSUBISHI ELECTRIC CORPORATION

HEAD OFFICE : TOKYO BLDG., 2-7-3, MARUNOUCHI, CHIYODA-KU, TOKYO 100-8310, JAPAN