

# Air Conditioning

## Product Information

### PCA-RP125KAQ : Power Inverter Heat Pump

R410A Ceiling Suspended System

Mr.SLIM™



Our wide range of Power Inverters offer customers high seasonal efficiency, advanced control options and quiet operation, whilst providing greater flexibility and ease of installation.

## FEATURES



### INDOOR

|   |                     |
|---|---------------------|
| Heating Capacity (kW) (nominal)             | 14.0 (5 - 16)       |
| Cooling Capacity (kW) (nominal)             | 12.5 (5.5 - 14)     |
| Heating Capacity (kW) (UK)                  | 11.9 (4.25 - 13.6)  |
| Cooling Capacity (kW) (UK)                  | 11.5 (5.05 - 12.9)  |
| SHF (nominal and UK)                        | 0.72                |
| COP / EER (nominal)                         | 3.68 / 3.14         |
| SCOP / SEER                                 | 4.2 / 5.2           |
| Energy Efficiency Class - Heating / Cooling | N/A / N/A           |
| Pipe Size Gas (mm [in])                     | 15.88 (5/8")        |
| Pipe Size Liquid (mm [in])                  | 9.52 (3/8")         |
| Airflow (m³/min) Lo-Mi-Mi2-Hi               | 23 - 25 - 27 - 29   |
| Sound Pressure Level (dBA) Lo-Mi-Mi2-Hi     | 39 - 41 - 43-45     |
| Sound Power Level (dBA) Cooling             | 65                  |
| Dimensions (mm) Width x Depth x Height      | 1600 - 680 - 230    |
| Weight (kg)                                 | 38                  |
| Electrical Supply                           | FED BY OUTDOOR UNIT |
| Phase                                       | SINGLE              |
| Fuse Rating (BS88) - HRC (A)                | 6                   |
| Interconnecting Cable No. Cores             | 4                   |


### OUTDOOR

|   |                        |
|---|------------------------|
| Sound Pressure Level (dBA) Heating / Cooling          | 52 / 50                |
| Sound Power Level (dBA) Cooling                       | 70                     |
| Weight (kg)   | 116                    |
| Dimensions (mm) Width x Depth x Height                | 1050 x (300+30) x 1338 |
| Electrical Supply                                     | 220-240V, 50HZ         |
| Phase   | SINGLE                 |
| System Power Input (kW) - Heating / Cooling (nominal) | 3.80 / 3.98            |
| System Power Input (kW) - Heating / Cooling (UK)      | 3.38 / 3.38            |
| Starting Current (A)                                  | 12                     |
| System Running Current (A) [MAX] - Heating / Cooling  | 16.42 / 17.26 [27.3]   |
| Fuse Rating (BS88) - HRC (A)                          | 32                     |
| Mains Cable No. Cores                                 | 3                      |
| Max Pipe Length (m)                                   | 75                     |
| Max Height Difference (m)                             | 30                     |
| Charge R410A (kg) - pre charged length (m)            | 5 - 30                 |

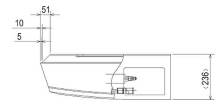
### DIMENSIONS

PCA-RP125KAQ

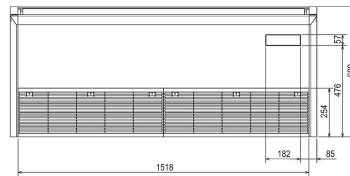
Front View >



Side View >



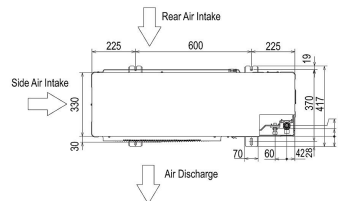
Lower View >



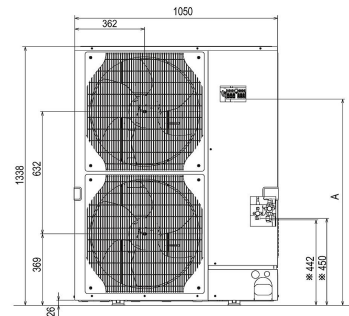
### DIMENSIONS

PUHZ-ZRP125VKA

Upper View >



Front View >



Right Side View >

