

Air Conditioning

Product Information

PCA-RP50KAQ : Power Inverter Heat Pump

R410A Ceiling Suspended System

Mr.SLIM™



Our wide range of Power Inverters offer customers high seasonal efficiency, advanced control options and quiet operation, whilst providing greater flexibility and ease of installation.



FEATURES



INDOOR

Heating Capacity (kW) (nominal)	5.5 (2.5 - 6.6)
Cooling Capacity (kW) (nominal)	5 (2.3 - 5.6)
Heating Capacity (kW) (UK)	4.7 (2.15 - 5.6)
Cooling Capacity (kW) (UK)	4.6 (2.1 - 5.15)
SHF (nominal and UK)	0.79
COP / EER (nominal)	3.79 / 3.73
SCOP / SEER	4.2 / 6
Energy Efficiency Class - Heating / Cooling	A+ / A+
Pipe Size Gas (mm [in])	12.7 (1/2")
Pipe Size Liquid (mm [in])	6.35 (1/4")
Airflow (m³/min) Lo-Mi-Mi2-Hi	10 - 11 - 13 - 15
Sound Pressure Level (dBA) Lo-Mi-Mi2-Hi	32 - 34 - 37-40
Sound Power Level (dBA) Cooling	60
Dimensions (mm) Width x Depth x Height	960 - 680 - 230
Weight (kg)	25
Electrical Supply	FED BY OUTDOOR UNIT
Phase	SINGLE
Fuse Rating (BS88) - HRC (A)	6
Interconnecting Cable No. Cores	4

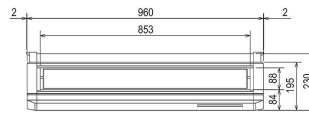
OUTDOOR

Sound Pressure Level (dBA) Heating / Cooling	46 / 44
Sound Power Level (dBA) Cooling	65
Weight (kg)	46
Dimensions (mm) Width x Depth x Height	809 x 300 x 630
Electrical Supply	220-240V, 50HZ
Phase	SINGLE
System Power Input (kW) - Heating / Cooling (nominal)	1.45 / 1.34
System Power Input (kW) - Heating / Cooling (UK)	1.29 / 1.14
Starting Current (A)	5
System Running Current (A) [MAX] - Heating / Cooling	7.23 / 6.56 [13.4]
Fuse Rating (BS88) - HRC (A)	16
Mains Cable No. Cores	3
Max Pipe Length (m)	50
Max Height Difference (m)	30
Charge R410A (kg) - pre charged length (m)	2.2 - 30

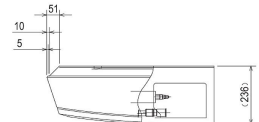
DIMENSIONS

PCA-RP50KAQ

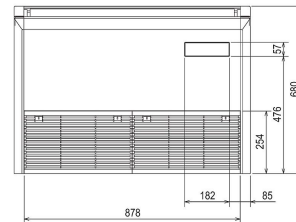
Front View >



Side View >



Lower View >



DIMENSIONS

PUHZ-ZRP50VKA

