

Air Conditioning

Product Information

**PEAD-M R410A Power Inverter
Heat Pump (Single Phase)**
Ceiling Concealed Ducted System

Making a
World of
Difference

Mr.SUM.



The **PEAD-M Power Inverter** range is a ceiling concealed ducted system that blends a host of outstanding features with an unobtrusive design for easy installation and maintenance. Offering high seasonal efficiency, advanced control options and quiet operation, this range provides extreme flexibility and ease of installation.

Key Features

- Entire range only 250mm in height
- Wider range of external static pressure settings
- Drain pump included as standard
- Replace Technology available



Cooling | Heating | Ventilation | Controls




Air Conditioning

Product Information

PEAD-M R410A Power Inverter Heat Pump (Single Phase)
Ceiling Concealed Ducted System

Making a World of Difference



PEAD-M - INDOOR UNITS		PEAD-M35JA	PEAD-M50JA	PEAD-M60JA	PEAD-M71JA	PEAD-M100JA	PEAD-M125JA	PEAD-M140JA
CAPACITY (kW)	Heating (nominal)	4.1 (1.6-5.2)	6.0 (2.5-7.3)	7.0 (2.8-8.2)	8.0 (3.5-10.2)	11.2 (4.5-14.0)	14.0 (5.0-16.0)	16.0 (5.7-18.0)
	Cooling (nominal)	3.6 (1.6-4.5)	5.0 (2.3-5.6)	6.1 (2.7-6.7)	7.1 (3.3-8.1)	9.5 (4.9-11.4)	12.5 (5.5-14.0)	13.4 (6.2-15.3)
	Heating (UK)	3.5 (1.35-4.4)	5.1 (2.15-6.2)	5.95 (2.4-6.95)	6.8 (3.0-8.65)	9.5 (3.85-11.9)	11.9 (4.25-13.6)	13.6 (4.85-15.3)
	Cooling (UK)	3.3 (1.45-4.15)	4.6 (2.1-5.15)	5.5 (2.5-6.15)	6.55 (3.05-7.45)	9.2 (4.5-10.5)	11.5 (5.05-12.9)	12.9 (5.7-14.1)
SHF (nominal)		0.85	0.84	0.83	0.83	0.82	0.84	0.84
COP / EER (nominal)		4.47 / 4.30	4.57 / 4.16	4.33 / 4.04	4.14 / 3.82	4.31 / 4.18	3.99 / 3.24	3.93 / 3.10
SCOP / SEER (BS EN14825)		4.0 / 5.7	4.3 / 5.7	4.1 / 6.0	3.9 / 5.8	4.2 / 6.0	3.9 / 5.3	4.0 / 5.2
ErP ENERGY EFFICIENCY CLASS	Heating/Cooling	A+ / A+	A+ / A	A+ / A+	A / A+	A+ / A+	N/A	N/A
AIRFLOW (l/s)	Lo-Mi-Hi	167-200-233	200-242-283	242-300-350	292-350-417	400-483-567	492-592-700	533-650-767
PIPE SIZE mm (in)	Gas	12.7 (1/2")	12.7 (1/2")	15.88 (5/8")	15.88 (5/8")	15.88 (5/8")	15.88 (5/8")	15.88 (5/8")
	Liquid	6.35 (1/4")	6.35 (1/4")	9.52 (3/8")	9.52 (3/8")	9.52 (3/8")	9.52 (3/8")	9.52 (3/8")
EXTERNAL STATIC PRESSURE (Pa)		35-50-70-100-150	35-50-70-100-150	35-50-70-100-150	35-50-70-100-150	35-50-70-100-150	35-50-70-100-150	35-50-70-100-150
SOUND PRESSURE LEVEL (dBA)	Lo-Mi-Mi2-Mi3-Hi	23-27-30	26-31-35	25-29-33	26-30-34	29-34-38	33-36-40	34-38-43
SOUND POWER LEVEL (dBA)		54	59	55	58	62	66	67
DIMENSIONS (mm)	Width x Depth x Height	900 x 732 x 250	900 x 732 x 250	1100 x 732 x 250	1100 x 732 x 250	1400 x 732 x 250	1400 x 732 x 250	1600 x 732 x 250
WEIGHT (kg)		26	27	30	30	39	40	44
ELECTRICAL SUPPLY		Fed by Outdoor Unit	Fed by Outdoor Unit	Fed by Outdoor Unit	Fed by Outdoor Unit	Fed by Outdoor Unit	Fed by Outdoor Unit	Fed by Outdoor Unit
FUSE RATING (BS88) - HRC (A)		6	6	6	6	6	6	6
INTERCONNECTING CABLE No. Cores		4	4	4	4	4	4	4
WIRED REMOTE CONTROLLER REFERENCE		PAR-33MAA	PAR-33MAA	PAR-33MAA	PAR-33MAA	PAR-33MAA	PAR-33MAA	PAR-33MAA

PUHZ-ZRP - OUTDOOR UNITS		PUHZ-ZRP35VKA2	PUHZ-ZRP50VKA2	PUHZ-ZRP60VHA2	PUHZ-ZRP71VHA2	PUHZ-ZRP100VKA3	PUHZ-ZRP125VKA3	PUHZ-ZRP140VKA3
SOUND PRESSURE LEVEL (dBA)	Heating/Cooling	46 / 44	46 / 44	48 / 47	48 / 47	51 / 49	52 / 50	52 / 50
SOUND POWER LEVEL (dBA)	Cooling	65	65	67	67	69	70	70
WEIGHT (kg)		43	46	70	70	116	116	118
DIMENSIONS (mm)	Width x Depth x Height	809 x 300 x 630	809 x 300 x 630	950 x 330 x 943	950 x 330 x 943	1050 x 330 x 1338	1050 x 330 x 1338	1050 x 330 x 1338
ELECTRICAL SUPPLY		220-240v, 50Hz	220-240v, 50Hz	220-240v, 50Hz	220-240v, 50Hz	220-240v, 50Hz	220-240v, 50Hz	220-240v, 50Hz
PHASE		Single	Single	Single	Single	Single	Single	Single
SYSTEM POWER	Heating/Cooling (nominal)	0.95 / 0.89	1.50 / 1.44	1.79 / 1.65	2.03 / 2.01	2.60 / 2.43	3.51 / 3.86	4.07 / 4.32
	Heating/Cooling (UK)	0.80 / 0.76	1.26 / 1.22	1.5 / 1.41	1.7 / 1.71	2.18 / 2.07	2.95 / 3.28	3.42 / 3.68
STARTING CURRENT (A)		4.0	5.0	5.0	6.0	12.0	12.0	12.0
SYSTEM RUNNING CURRENT (A)	Heating/Cooling [MAX]	4.45 / 4.18 [14.1]	7.65 / 7.09 [14.4]	9.76 / 8.68 [20.6]	9.56 / 8.64 [21.0]	11.52 / 11.43 [29.2]	16.29 / 17.13 [29.3]	20.75 / 19.25 [30.8]
FUSE RATING (BS88) - HRC (A)		16	16	25	25	32	32	40
MAINS CABLE No. Cores		3	3	3	3	3	3	3
MAX PIPE LENGTH (m)		50	50	50	50	75	75	75
MAX HEIGHT DIFFERENCE (m)		30	30	30	30	30	30	30
CHARGE REFRIGERANT (kg) / CO ₂ EQUIVALENT (t)		2.20 / 4.59	2.40 / 5.01	3.50 / 7.31	3.50 / 7.31	5.00 / 10.44	5.00 / 10.44	5.00 / 10.44
	R410A (GWP 2088) - 30m							
MAX ADDITIONAL REFRIGERANT (kg) / CO ₂ EQUIVALENT (t)		0.40 / 0.84	0.40 / 0.84	1.20 / 2.51	1.20 / 2.51	2.40 / 5.01	2.40 / 5.01	2.40 / 5.01
	R410A (GWP 2088)							

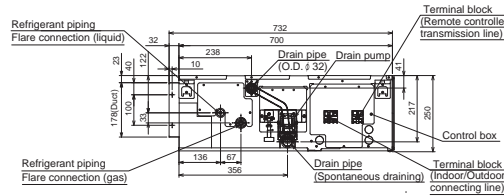
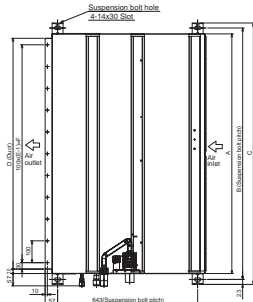
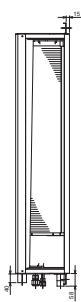
PRODUCT DIMENSIONS

PEAD-M35/50/60/71/100/125/140JA

Front View

Upper View

Side View



Model	A	B	C	D	E	F
PEAD-M35JA	900	954	1000	860	9	800
PEAD-M50JA	1100	1154	1200	1060	11	1000
PEAD-M60JA	1400	1454	1500	1360	14	1300
PEAD-M71JA	1600	1654	1700	1560	16	1500



Telephone: 01707 282880
email: air.conditioning@meuk.mee.com
web: airconditioning.mitsubishielectric.co.uk

UNITED KINGDOM Mitsubishi Electric Europe Living Environment Systems Division
Travellers Lane, Hatfield, Hertfordshire, AL10 8XB, England General Enquiries Telephone: 01707 282880 Fax: 01707 278881

IRELAND Mitsubishi Electric Europe Westgate Business Park, Ballymount, Dublin 24, Ireland
Telephone: Dublin (01) 419 8800 Fax: Dublin (01) 419 8890 International code: (003531)

Country of origin: United Kingdom - Japan - Thailand - Malaysia. ©Mitsubishi Electric Europe 2017. Mitsubishi and Mitsubishi Electric are trademarks of Mitsubishi Electric Europe B.V. The company reserves the right to make any variation in technical specification to the equipment described, or to withdraw or replace products without prior notification or public announcement. Mitsubishi Electric is constantly developing and improving its products. All descriptions, illustrations, drawings and specifications in this publication present only general particulars and shall not form part of any contract. All goods are supplied subject to the Company's General Conditions of Sale, a copy of which is available on request. Third-party product and brand names may be trademarks or registered trademarks of their respective owners.

Note: The fuse rating is for guidance only. Please refer to the relevant databook for detailed specification. It is the responsibility of a qualified electrician/electrical engineer to select the correct cable size and fuse rating based on current regulation and site specific conditions. Mitsubishi Electric's air conditioning equipment and heat pump systems contain a fluorinated greenhouse gas, R410A (GWP:2088), R32 (GWP:675), R407C (GWP:1774) or R134a (GWP:1430). These GWP values are based on Regulation (EU) No 517/2014 from IPCC 4th edition. In case of Regulation (EU) No.626/2011 from IPCC 3rd edition, these are as follows: R410A (GWP:1975), R32 (GWP: 550), R407C (GWP:1650) or R134a (GWP:1300).



www.greengateway.mitsubishielectric.co.uk
Mitsubishi Electric UK's commitment to the environment

Follow us @meuk_Jes
Follow us @green_gateway

Mitsubishi Electric
Living Environmental Systems UK

[mitsubishielectric2](https://www.youtube.com/mitsubishielectric2)

thehub.mitsubishielectric.co.uk

Effective as of September 2017